

Pre issue shareholding pattern  
 (1)(a) Statement showing shareholding pattern as on 26.3.2010  
 Name of the Company: JSL Limited (formerly Jindal Stainless Limited)  
 Scrip code: 532508 of BSE and JSL of NSE. Name of scrip: JSL Limited, Class of security: Equity shares

Category code	Category of shareholder (i)	Number of shareholders (ii)	Total number of shares (iv)	No. of shares held in dematerialized form (v)	Total shareholding as a % of total no. of shares As a % of (A+B) (vi)	Shares pledged or otherwise encumbered Numer of shares (vii)	As a % of (X)=(Vii)/(iv)*100
(A)	Shareholding of promoter & promoter group						
1	Indian						
(a)	Individuals /HUF	24	747720	264258	0.52	-	-
(b)	Central Govt/State Govt.	0	0	0	0.00	-	-
(c)	Bodies Corporates	19	43141700	7505415	29.85	-	-
(d)	Financial Institutions /Banks	0	0	0	0.00	-	-
(e)	Any Other	0	0	0	0.00	-	-
	Sub Total (A)(1)	43	43889420	7769673	30.37	-	-
2	Foreign						
(a)	Individuals (Non Resident Individuals/Foreign Ind)	2	7426805	7426805	5.14	-	-
(b)	Bodies Corporates	11	23149710	23149710	16.02	-	-
(c)	Institutions	0	0	0	0.00	-	-
(d)	Any other	0	0	0	0.00	-	-
	Sub Total (A)(2)	13	30576515	30576515	21.16	-	-
	Total shareholding of promoter and promoter group (A) = (A)(1)+(A)(2)	56	74465935	38346188	51.52	-	-
(B)	Public shareholding						
1	Institutions						
(a)	Mutual Funds /UTI	16	12634964	12634964	8.75	N.A.	N.A.
(b)	Financial institutions /Banks	17	276666	255711	0.19	N.A.	N.A.
(c)	Central Govt. /State Govt.	0	0	0	0.00	-	-
(d)	Venture Capital Funds	0	0	0	0.00	-	-
(e)	Insurance Companies	4	2420394	2420394	1.68	-	-
(f)	Foreign Institutional investors	27	12473390	12459650	8.63	-	-
(g)	Foreign Venture capital investors	0	0	0	0.00	-	-
(h)	Any other - Foreign bank	1	9997524	9997524	6.92	-	-
	Sub Total (B)(1)	65	37822623	37766243	26.17	-	-
2	Non Institutions						
(a)	Bodies Corporates	1246	11504822	11430811	7.96	-	-
(b)	Individuals	57823	20113517	15516295	13.92	-	-
	1. individuals shareholders holding nominal share capital up to Rs. 1 lakh	8	623701	623701	0.43	-	-
	2. individuals shareholders holding nominal share capital in excess of Rs. 1 lakh						
(c)	Any other						
	Sub Total (B)(2)	59077	32242040	27570807	22.31	-	-
	Total Public Shareholding (B) = (B)(1)+(B)(2)	59142	70064663	65339050	48.48	-	-
	Total (A)+(B)	59198	144530598	103685238	100.00	-	-
(C)	Shares held by custodians and against which GDS have been issued	1	17604334	17604334	12.18	-	-
	Grand Total (A)+(B)+(C)	59199	162134932	121289572	100.00	-	-

Note: Out of 1,76,04,334 equity shares held by custodian, 1,67,34,984 equity shares representing 83,67,492 GDS are held by Jindal Overseas Holdings Ltd., a foreign entity forming a part of promoter group of the company.




## (1)(b) Statement showing shareholding of persons belonging to the category "Promoters &amp; promoters group

Sr.no. (I)	Name of shareholder (II)	No. of shares (III)	As a % of grand total (A+B+C) (IV)	Shares pledged or otherwise encumbered		
				No. of shares (V)	As a % of (VI)=(V)/(III)*100 (VI)	As a % of grand total (A)+(B)+© of sub clause (I)(a)
1	ABHINANDAN INVESTMENT LTD	811,350	0.50	0	-	-
2	ABHYUDAY JINDAL (MINOR) F&G R K JINDAL	22,180	0.01	0	-	-
3	ARTI JINDAL	14,390	0.01	0	-	-
4	BEAUFIELD HOLDINGS LTD	748965	0.46	0	-	-
5	COLORADO TRADING CO LTD	2074930	1.28	0	-	-
6	DEEPIKA JINDAL	69,265	0.04	0	-	-
7	ESTRELA INVESTMENT CO LTD	897000	0.55	0	-	-
8	EVER PLUS SECURITIES & FINANCE LIMITED	1157835	0.71	0	-	-
9	GAGAN TRADING CO LTD	2454295	1.51	0	-	-
10	GOSWAMIS CREDITS & INVESTMENT LIMITED	877795	0.54	0	-	-
11	HESTON SECURITIES LTD	916175	0.57	0	-	-
12	HEXA SECURITIES & FINANCE CO LTD	4931175	3.04	0	-	-
13	JARGO INVESTMENTS LTD	928800	0.57	0	-	-
14	JINDAL EQUIPMENT LEAS & CONS SERV LTD	5735555	3.54	0	-	-
15	JINDAL SOUTH WEST HOLDINGS LTD	460,720	0.28	0	-	-
16	NALWA SONS INVESTMENTS LTD	347945	0.21	0	-	-
17	KAMAL KISHORE BHARTIA	1,550	0.00	0	-	-
18	MANJULA FINANCES LIMITED	1012080	0.62	0	-	-
19	MANSAROVER INVESTMENTS LTD	3797210	2.34	0	-	-
20	MENDEZA HOLDINGS LTD	928885	0.57	0	-	-
21	MEREDITH TRADERS PVT LTD	422,210	0.26	0	-	-
22	NACHO INVESTMENTS LTD	930005	0.57	0	-	-
23	NALWA ENGINEERING CO LTD	747290	0.46	0	-	-
24	NALWA INVESTMENT LTD	1707110	1.05	0	-	-
25	NAVEEN JINDAL	12,768	0.01	0	-	-
26	NAVEEN JINDAL & SONS HUF	107,860	0.07	0	-	-
27	PARTH JINDAL (MINOR) F & G SAJJAN JINDAL	27,575	0.02	0	-	-
28	PENTEL HOLDING LTD	900000	0.56	0	-	-
29	PRITHAVI RAJ JINDAL	31,298	0.02	0	-	-
30	PRITHAVI RAJ JINDAL (HUF)	58,290	0.04	0	-	-
31	RATAN JINDAL	74,148	0.05	0	-	-
32	RATAN JINDAL	7,350,000	4.53	0	-	-
33	RATAN KUMAR JINDAL HUF	13,940	0.01	0	-	-
34	RENUKA FINANCIAL SERVICES LIMITED	886620	0.55	0	-	-
35	ROHIT TOWERS BUILDING LTD	31,200	0.02	0	-	-
36	SAJJAN KUMAR JINDAL	47,748	0.03	0	-	-
37	SAJJAN KUMAR JINDAL (HUF)	33,330	0.02	0	-	-
38	SANGEETA JINDAL	46,910	0.03	0	-	-
39	SARIKA JHUNJHUNWALA	76,805	0.05	0	-	-
40	SARMENTO HOLDINGS LTD	894590	0.55	0	-	-
41	SAROJ BHARTIA	40	0.00	0	-	-
42	SAVITRI JINDAL	88,573	0.05	0	-	-
43	SEEMA JAJODIA	900	0.00	0	-	-
44	SMINU JINDAL	43,875	0.03	0	-	-
45	STAINLESS INVESTMENTS LTD	1442895	0.89	0	-	-
46	SUN INVESTMENTS LTD	9296780	5.73	0	-	-
47	SUSHIL BHUWALKA	2,355	0.00	0	-	-
48	TANVI JINDAL (MINOR) F & G SAJJAN JINDAL	11,995	0.01	0	-	-
49	TARINI JINDAL (MINOR) F & G S K JINDAL	12,000	0.01	0	-	-
50	TEMPLAR INVESTMENTS LTD	929730	0.57	0	-	-
51	TRIPTI JINDAL (MINOR) F/G P R JINDAL	12,175	0.01	0	-	-
52	URMILA BHUWALKA	2,950	0.00	0	-	-
53	URVI JINDAL (MINOR) F & G RATTAN JINDAL	11,605	0.01	0	-	-
54	VAVASA INVESTMENT LIMITED	925560	0.57	0	-	-
55	VRINDAVAN SERVICES PRIVATE LIMITED	4946705	3.05	0	-	-
56	JINDAL OVERSEAS HOLDINGS LIMITED	14150000	8.73	0	-	-
	TOTAL	74,465,935	45.93	0	-	-

## (1)(c) Statement showing shareholding of persons belonging to the category public and holding more than 1% of the total no. of shares

Sr.no.	Name of shareholder	No. of shares	As a % of grand total (A+B+C)
1	AMERICAN EXPRESS BANK LTD., A/C AEB LONDON	9,997,524	6.17
2	LIFE INSURANCE CORPORATION OF INDIA	2037649	1.26
3	RELIANCE CAPITAL TRUSTEE CO. LTD.-Reliance Longterm	5083949	3.14
4	ASSURED FIN CAP PVT. LTD	3917730	2.42
5	DAIVI VENTURES	8055000	4.97
6	AMAM LIMITED A/C AMAS INDIA INVESTMENT	2529942	1.56
7	RELIANCE CAPITAL TRUSTEE CO. LTD.-Reliance Diversified Power Sector Fund	7535730	4.65
	TOTAL	39,157,524	24.15



(1)(d) Statement showing details of locked in shares

Sr. no.	Name of shareholder	Category of shareholder	No. of locked in shares	Locked in shares as a % of total no. of shares I.e. Grand total (A)+(B)+( C) Indicated in statement at para (1)(a) above
			-	-
	TOTAL		-	-

(II)(a) Statement showing details of Depository Receipts (DRs)


Sr. no.	Type of outstanding DR (ADRs, GDRs , SRDs, etc.	No. of outstanding DRs	No. of shares underlying outstanding DRs	Shares underlying outstanding DRs as a % of total no. of shares I.e. Grand total (A)+(B)+( C) indicated in statement at para (1)(a) above
1	GDS	8802167 GDS	17604334	10.86%
	TOTAL			

(II)(b) Statement showing holding of Depository Receipts (DRs) where underlying shares are in excess of 1% of the total no. of shares

Sr. no.	Name of DR holder	Type of outstanding DR (ADRs, GDRs SDR, etc.)	No. of underlying outstanding shares	Shares underlying outstanding DRs as a % of total no. of shares I.e. Grand total (A)+(B)+( C) indicated in statement at para (1)(a) above
1	Citibank N.A.,Newyork Nyadr Department (Custodian of GDS)	GDS	17604334	10.86%
	TOTAL			

III (a) Statement showing the voting pattern of the shareholders, if more than one class of shares /securities is issued by the issuer:

Category code	Category of shareholder	No. of voting right held in each class of security Class			Total voting right ( III+IV+V) (VI)	Total voting Right I.e. (VI)	
		X (III)	Y (IV)	Z (V)		As a % of (A+B) (VII)	As a % of (A+B+C) (VIII)
(I)	(II)						
NOT APPLICABLE The Company has not issued any separte class of shares							




Post issue shareholding pattern

Annexure - IV

(1)(a) Statement showing shareholding pattern as on 31.3.2010  
 Name of the Company: JSL Limited (formerly Jindal Stainless Limited)  
 Scrip code: 532508 of BSE and JSL of NSE. Name of scrip: JSL Limited. Class of security: Equity shares

Category code	Category of shareholder	Number of shareholders	Total number of shares	No. of shares held in dematerialized form	Total shareholding as a % of total no. of shares	As a % of (A+B+C)	As a % of (A+B+C)	Shares pledged or otherwise encumbered	As a % of (X)=(VIII)/(V)*100
(I)	(II)	(III)	(IV)	(V)	(VI)	(VII)	(VIII)	(IX)	(X)
(A)	Shareholding of promoter & promoter group								
1	Indian								
(a)	Individuals /HUF	24	747720	264258	0.45	0.40	-	-	-
(b)	Central Govt./State Govt.	0	0	0	0.00	0.00	-	-	-
(c)	Bodies Corporate	19	43141700	7505415	25.68	23.25	-	-	-
(d)	Financial Institutions /Banks	0	0	0	0.00	0.00	-	-	-
(e)	Any Other	0	0	0	0.00	0.00	-	-	-
	Sub Total (A)(1)	43	43889420	7769673	26.13	23.65	-	-	-
2	Foreign								
(a)	Individuals (Non Resident Individuals/Foreign Ind)	2	7426805	7426805	4.42	4.00	-	-	-
(b)	Bodies Corporate	11	23149710	23149710	13.78	12.47	-	-	-
(c)	Institutions	0	0	0	0.00	0.00	-	-	-
(d)	Any other	0	0	0	0.00	0.00	-	-	-
	Sub Total (A)(2)	13	30576515	30576515	18.20	16.48	-	-	-
	Total shareholding of promoter and promoter group (A) = (A)(1)+(A)(2)	56	74465935	38946188	44.33	40.13	-	-	-
(B)	Public shareholding								
1	Institutions								
(a)	Mutual Funds /UTI	17	14781120	14767665	8.80	7.96	N.A.	N.A.	
(b)	Financial Institutions /Banks	17	276666	257711	0.16	0.15	N.A.	N.A.	
(c)	Central Govt. /State Govt.	0	0	0	0.00	0.00	-	-	
(d)	Venture Capital Funds	0	0	0	0.00	0.00	-	-	
(e)	Insurance Companies	4	2426624	2420394	1.44	1.31	-	-	
(f)	Foreign Institutional Investors	30	33787929	33774189	20.11	18.21	-	-	
(g)	Foreign Venture capital Investors	0	0	0	0.00	0.00	-	-	
(h)	Any other - Foreign bank	1	9997524	9997524	5.95	5.39	-	-	
	Sub Total (B) (1)	69	61268983	61215483	36.47	33.01	-	-	
2	Non Institutions								
(a)	Bodies Corporate	1246	11504822	11430811	6.85	6.20	N.A.	N.A.	
(b)	Individuals	57823	20113517	15516285	11.97	10.84	-	-	
	1. Individuals shareholders holding nominal share capital up to Rs. 1 lakh	3	623701	623701	0.37	0.34	-	-	
	2. Individuals shareholders holding nominal share capital in excess of Rs. 1 lakh								
	Any other								
	Sub Total (B) (2)	59077	32242040	27570807	19.19	17.37	-	-	
	Total Public Shareholding (B) = (B)(1)+(B)(2)	59146	93511903	88786290	55.67	50.39	N.A.	N.A.	
	Total (A)+(B)	59202	167977838	127132478	100.00	90.51	-	-	
(C)	Shares held by custodians and against which GDS have been issued	1	17604334	17604334	10.48	9.49	N.A.	N.A.	
	Grand Total (A)+(B)+(C)	59203	185582172	144736812	100.00	100.00	-	-	

Note: Out of 1,76,04,334 equity shares held by custodian, 1,67,34,984 equity shares representing 83,67,492 GDS are held by Jindal Overseas Holdings Ltd., a foreign entity forming a part of promoter group of the company.



## (1)(b) Statement showing shareholding of persons belonging to the category "Promoters &amp; promoters group"

Sr.no.	Name of shareholder	No. of shares	As a % of grand total (A+B+C)	Shares pledged or otherwise encumbered		
				No. of shares	As a % of (VI)=(V)/(III)*100	As a % of grand total (A)+(B)+© of sub clause (I)(a)
(I)	(II)	(III)	(IV)	(V)	(VI)	(I)(a)
1	ABHINANDAN INVESTMENT LTD	811,350	0.44	0	-	-
2	ABHYUDAY JINDAL (MINOR) F&G R K JINDAL	22,180	0.01	0	-	-
3	ARTI JINDAL	14,390	0.01	0	-	-
4	BEAUFIELD HOLDINGS LTD	748965	0.40	0	-	-
5	COLORADO TRADING CO LTD	2074930	1.12	0	-	-
6	DEEPIKA JINDAL	69,265	0.04	0	-	-
7	ESTRELA INVESTMENT CO LTD	897000	0.48	0	-	-
8	EVER PLUS SECURITIES & FINANCE LIMITED	1157835	0.62	0	-	-
9	GAGAN TRADING CO LTD	2454295	1.32	0	-	-
10	GOSWAMIS CREDITS & INVESTMENT LIMITED	877795	0.47	0	-	-
11	HESTON SECURITIES LTD	916175	0.49	0	-	-
12	HEXA SECURITIES & FINANCE CO LTD	4931175	2.66	0	-	-
13	JARGO INVESTMENTS LTD	928800	0.50	0	-	-
14	JINDAL EQUIPMENT LEAS & CONS SERV LTD	5735555	3.09	0	-	-
15	JINDAL SOUTH WEST HOLDINGS LTD	460,720	0.25	0	-	-
16	NALWA SONS INVESTMENTS LTD	347945	0.19	0	-	-
17	KAMAL KISHORE BHARTIA	1,550	0.00	0	-	-
18	MANJULA FINANCES LIMITED	1012080	0.55	0	-	-
19	MANSAROVER INVESTMENTS LTD	3797210	2.05	0	-	-
20	MENDEZA HOLDINGS LTD	928885	0.50	0	-	-
21	MEREDITH TRADERS PVT LTD	422,210	0.23	0	-	-
22	NACHO INVESTMENTS LTD	930005	0.50	0	-	-
23	NALWA ENGINEERING CO LTD	747290	0.40	0	-	-
24	NALWA INVESTMENT LTD	1707110	0.92	0	-	-
25	NAVEEN JINDAL	12,768	0.01	0	-	-
26	NAVEEN JINDAL & SONS HUF	107,860	0.06	0	-	-
27	PARTH JINDAL (MINOR) F & G SAJJAN JINDAL	27,575	0.01	0	-	-
28	PENTEL HOLDING LTD	900000	0.48	0	-	-
29	PRITHAVI RAJ JINDAL	31,298	0.02	0	-	-
30	PRITHAVI RAJ JINDAL (HUF)	58,290	0.03	0	-	-
31	RATAN JINDAL	74,148	0.04	0	-	-
32	RATAN JINDAL	7,350,000	3.98	0	-	-
33	RATAN KUMAR JINDAL HUF	13,940	0.01	0	-	-
34	RENUKA FINANCIAL SERVICES LIMITED	886620	0.48	0	-	-
35	ROHIT TOWERS BUILDING LTD	31,200	0.02	0	-	-
36	SAJJAN KUMAR JINDAL	47,748	0.03	0	-	-
37	SAJJAN KUMAR JINDAL (HUF)	33,330	0.02	0	-	-
38	SANGEETA JINDAL	46,910	0.03	0	-	-
39	SARIKA JHUNJHUNWALA	76,805	0.04	0	-	-
40	SARMENTO HOLDINGS LTD	894590	0.48	0	-	-
41	SAROJ BHARTIA	40	0.00	0	-	-
42	SAVITRI JINDAL	88,573	0.05	0	-	-
43	SEEMA JAJODIA	900	0.00	0	-	-
44	SMINU JINDAL	43,875	0.02	0	-	-
45	STAINLESS INVESTMENTS LTD	1442895	0.78	0	-	-
46	SUN INVESTMENTS LTD	9296780	5.01	0	-	-
47	SUSHIL BHUWALKA	2,355	0.00	0	-	-
48	TANVI JINDAL (MINOR) F & G SAJJAN JINDAL	11,995	0.01	0	-	-
49	TARINI JINDAL (MINOR) F & G S K JINDAL	12,000	0.01	0	-	-
50	TEMPLAR INVESTMENTS LTD	929730	0.50	0	-	-
51	TRIPTI JINDAL (MINOR) F/G P R JINDAL	12,175	0.01	0	-	-
52	URMILA BHUWALKA	2,950	0.00	0	-	-
53	URVI JINDAL (MINOR) F & G RATTAN JINDAL	11,605	0.01	0	-	-
54	VAVASA INVESTMENT LIMITED	925560	0.50	0	-	-
55	VRINDAVAN SERVICES PRIVATE LIMITED	4946705	2.67	0	-	-
56	JINDAL OVERSEAS HOLDINGS LIMITED	14150000	7.62	0	-	-
				0	-	-
	TOTAL	74,465,935	40.13	0	-	-

## (1)(c) Statement showing shareholding of persons belonging to the category public and holding more than 1% of the total no. of shares

Sr.no.	Name of shareholder	No. of shares	As a % of grand total (A+B+C)
1	AMERICAN EXPRESS BANK LTD , A/C AEB LONDON	9,997,524	5.39
2	RELIANCE CAPITAL TRUSTEE CO. LTD.-Reliance Diversified POWER SECTOR FUND	9668431	5.21
3	DAVI VENTURES	8055000	4.34
4	CITIGROUP GLOBAL MARKETS MAURITIUS FUND PRIVATE LIMITED	7251185	3.91
5	RHODES DIVERSIFIED	6398104	3.45
6	RELIANCE CAPITAL TRUSTEE CO. LTD.-RELIANCE LONGTERM EQUITY FUND	5083949	2.74
7	INDIA MAX INVESTMENT FUND LTD	4056180	2.19
8	ASSURED FIN CAP PVT. LTD	3917730	2.11
9	ALBULA INVESTMENT FUND LTD	3609070	1.94
10	AJAM LIMITED A/C AJAM INDIA INVESTMENT	2529942	1.36
11	LIFE INSURANCE CORPORATION OF INDIA	2037649	1.10
	TOTAL	62,604,764	33.73



(1)(d) Statement showing details of locked in shares

Sr. no.	Name of shareholder	Category of shareholder	No. of locked in shares	Locked in shares as a % of total no. of shares i.e. Grand total (A)+(B)+( C) indicated in statement at para (1)(a) above
			-	-
	TOTAL		-	-

(II)(a) Statement showing details of Depository Receipts (DRs)

Sr. no.	Type of outstanding DR (ADRs, GDRs , SRDs, etc.	No. of outstanding DRs	No. of shares underlying outstanding DRs	Shares underlying outstanding DRs as a % of total no. of shares i.e. Grand total (A)+(B)+( C) indicated in statement at para (1)(a) above
1	GDS	8802167 GDS	17604334	9.49%
	TOTAL			

(II)(b) Statement showing holding of Depository Receipts (DRs) where underlying shares are in excess of 1% of the total no. of shares

Sr. no.	Name of DR holder	Type of outstanding DR (ADRs, GDRs SDR, etc.)	No. of underlying outstanding shares	Shares underlying outstanding DRs as a % of total no. of shares i.e. Grand total (A)+(B)+( C) indicated in statement at para (1)(a) above
1	Citibank N.A., New York Nyadr Department (Custodian of GDS)	GDS	17604334	9.49%
	TOTAL			

III (a) Statement showing the voting pattern of the shareholders, if more than one class of shares /securities is issued by the issuer:

Category code	Category of shareholder	No. of voting right held in each class of security Class			Total voting right ( III+IV+V) (VI)	Total voting Right i.e. (VI)	
		X (III)	Y (IV)	Z (V)		As a % of (A+B) (VII)	As a % of (A+B+C) (VIII)
(I)	(II)						
NOT APPLICABLE The Company has not issued any separate class of shares							

