


Name of the Company		ALOK INDUSTRIES LIMITED	
Scrip Code		521070	
Period ended		29th March 2010	


Category Code	Category of Shareholder	Number of shareholders (iii)	Total number of shares (iv)	Number of shares held in dematerialized form (v)	Total shareholding as a percentage of total number of shares		Shares Pledged or otherwise encumbered (viii)	As a percentage (ix)=(viii)/(v)*100
					As a percentage of (A+B) (vi)	As a percentage of (A+B+C) (vii)		
(A)	Shareholding of Promoter and Promoters Group							
1	Indian							
(a)	Individuals/Hindu Undivided Family	8	64183016	63301989	10.60	10.60	59108792	92.09
(b)	Central Government/ State Government(s)	0	0	0	0.00	0.00	0	0.00
(c)	Bodies Corporate	8	158468155	157881055	26.17	26.17	149956662	90.83
(d)	Financial Institutions/Banks	0	0	0	0.00	0.00	0	0.00
(e)	Any Other (Specify)	0	0	0	0.00	0.00	0	0.00
	Sub-Total (A)(i)	16	222681171	221183044	36.76	36.76	203065454	91.19
2	Foreign							
(a)	Individuals (Non-Resident)							
(b)	Individuals/Foreign Individuals	4	695180	638180	0.11	0.11	0	0.00
(c)	Bodies Corporate	0	0	0	0.00	0.00	0	0.00
(d)	Institutions	0	0	0	0.00	0.00	0	0.00
(e)	Any Other (Specify)	0	0	0	0.00	0.00	0	0.00
	Sub-Total (A)(2)	4	695180	638180	0.11	0.11	0.00	0.00
	Total of Shareholding of Promoter and Promoter Group (A)=(A)(1)+(A)(2)	20	223376351	221821224	36.88	36.88	203065454	90.91
(B)	Public shareholding							
1	Institutions							
(a)	Mutual Funds/UTI	6	14543383	14543183	2.40	2.40	NA	NA
(b)	Financial Institutions/Banks	7	352650	352550	0.06	0.06	0	0.00
(c)	Central Government/ State Government(s)	0	0	0	0.00	0.00	0	0.00
(d)	Venture Capital Funds	2	14878181	14878181	2.42	2.42	0	0.00
(e)	Insurance Companies	5	37169569	37169569	6.14	6.14	0	0.00
(f)	Foreign Institutional Investors	35	133601118	133601118	22.06	22.06	0	0.00
(g)	Foreign Venture Capital Investors	0	0	0	0.00	0.00	0	0.00
(h)	Any Other (Specify)	0	0	0	0.00	0.00	0	0.00
	Sub-Total (B)(1)	55	200342601	200342601	33.08	33.08	0	0.00
2	Non-Institutions							
(a)	Bodies Corporate	1638	52510528	52494128	8.67	8.67	NA	NA
(b)	Individuals: i. Individual shareholders holding nominal share-capital up to Rs.1lakh ii. Individual shareholders holding nominal share-capital in excess of Rs.1 lakh	114016	68015721	67661208	11.23	11.23	0	0.00
(c)	Any Other	1196	48210296	48154296	7.96	7.96	0	0.00
	i. Clearing Members	290	2444976	2444976	0.40	0.40	0	0.00
	ii. Market Maker	135	4105565	4105565	0.68	0.68	0	0.00
	iii. Non-Resident Indians	1395	4664989	4664989	0.77	0.77	0	0.00
	iv. Overseas Corporate Bodies	3	10000	10000	0.00	0.00	0	0.00
	v. Trusts	5	23700	23700	0.00	0.00	0	0.00
	vi. HUF	846	1969303	1968703	0.33	0.33	0	0.00
	Sub-Total (B)(2)	119524	181978776	181537565	30.04	30.04	0	0.00
	Total Public Shareholding (B)=(B)(1)+(B)(2)	119579	382321679	381880166	63.12	63.12	NA	NA
	Total (A)+(B)	119599	605698030	603701390	100.00	100.00	NA	NA
(C)	Shares held by Custodians and against which Depository Receipts have been issued	0	0	0	0.0	0.0	0	0.00
	GRAND TOTAL(A)+(B)+(C)	119599	605698030	603701390	100.00	100.00	0	0.00

For Alok Industries Limited

 Director / Authorised Signatory

Sr no	Name of the shareholder	Number of shares held		As a % of grand total (A+B+C)	Shares pledged or otherwise encumbered		As a % of grand total (A)+(B)+(C) of sub-clause 1(a) (VII)
		(III) Number	(IV)		Number	(V)=(V)/(III)*100	
(I)	(II)	(III)	(IV)		(V)		
1	Ashok B. Jivrajka	20048734	3.31	17346734	86.53	2.86	
2	Dilip B. Jivrajka	20283103	3.35	18431873	90.87	3.04	
3	Surendra B. Jivrajka	21071001	3.48	21071001	100.00	3.48	
4	Chandrakumar Bhubut	307255	0.05	38600	19.07	0.01	
5	Chandraballa A. Jivrajka	482003	0.08	480466	99.68	0.08	
6	Pranali D. Jivrajka	1203423	0.20	1202193	99.90	0.20	
7	Geeta S. Jivrajka	415325	0.07	415525	100.00	0.07	
8	Narada B. Jivrajka	373972	0.06	102400	27.38	0.02	
9	Jayshree Jivrajka	319090	0.05	0	0.00	0.00	
10	Vinod Jivrajka	319090	0.05	0	0.00	0.00	
11	Santosh Jivrajka	28500	0.00	0	0.00	0.00	
12	Kiran Jivrajka	28500	0.00	0	0.00	0.00	
13	Nirvan Holdings Private Limited	11379501	1.88	11379501	100.00	1.88	
14	Niraj Realtors & Shares Private Limited	59842184	9.88	56824584	94.96	9.38	
15	Jivrajka Investment Private Limited	7231991	1.19	7231891	100.00	1.19	
16	Ashok Realtors Private Limited	957792	0.16	957792	100.00	0.16	
17	Alok Knit Exports Limited	8782268	1.45	8782268	100.00	1.45	
18	Grabal Alok Impex Limited	17559382	2.90	17559382	100.00	2.90	
19	Jivrajka Associates Private Limited	34168567	5.64	22484774	65.85	3.87	
20	Alok Finance Private Limited	18576470	3.07	17786470	95.75	2.94	
	TOTAL	223376351	36.88	203065454	90.91	33.53	

(I)(c) Statement showing Shareholding of persons belonging to the category "Public" and holding more than 1% of the total number of shares.

Sr no	Name of the shareholder	Number of shares	Shares as a percentage of total number of shares (i.e., Grand Total (A)+(B)+(C) indicated in Statement at para I(a) above)
1	Caledonia Investments PLC (FDI)	45194354	7.46
2	Caledonia Investments PLC	45064650	7.44
3	Life Insurance Corporation of India	26384136	4.36
4	Sloane Robinson LLP A/c SR Global (Mauritius) Limited (Class B-Asia)	15821592	2.81
5	IL&FS Trust Company Limited A/c IL&FS Private Equity Trust -Leverage India Fund	12602457	2.08
6	CLSA (Mauritius) Limited	10446002	1.72
7	Sundaram BNP Paribas Mutual Fund	8890732	1.47
8	Fortune Equity Brokers (India) Limited	7169782	1.18
	TOTAL	171563705	28.32

For Alok Industries Limited

 Director / Authorized Signatory

Sr no	Name of the shareholder	Category of Shareholders (Promoters/Public)	Number of locked-in shares	Locked-in shares as a percentage of total number shares (i.e., Grand Total (A)+(B)+(C) indicated in Statement at para (I)(a) above)
1	Jivrajka Associates Private Limited	Promoter	10733793	1.77
	TOTAL		10733793	1.77

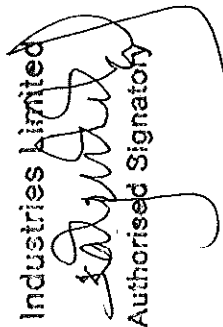
(I)(a) Statement showing details of Depository Receipts (DRs)

Sr no	Type of outstanding DR (ADRs, GDRs, SDRs, etc.)	Number of outstanding DRs	Number of shares underlying outstanding DRs	Shares underlying outstanding DRs as a percentage of total number of shares (i.e., Grand Total (A)+(B)+(C) indicated in Statement at para (I)(a) above)
		Nil	Nil	Nil
		Nil	Nil	Nil
	TOTAL	Nil	Nil	Nil

(I)(b) Statement showing Holding of Depository Receipts (DRs), where underlying shares are in excess of 1% of the total number of shares


Sr no	Name of the DR holder	Type of outstanding DR (ADRs, GDRs, SDRs, etc)	Number of shares underlying outstanding DRs	Shares underlying outstanding DRs as a percentage of total number of shares (i.e., Grand Total (A)+(B)+(C) indicated in Statement at para (I)(a) above)
		Nil	Nil	Nil
		Nil	Nil	Nil
	TOTAL	Nil	Nil	Nil

For Alok Industries Limited


 Director / Authorised Signatory

Name of the Company	ALOK INDUSTRIES LIMITED	
Scrp Code	521070	
Period ended	30th March 2010	

Category Code	Category of Shareholder	Number of shareholders (III)	Total number of shares (IV)	Number of shares held in dematerialized form (V)	Total shareholding as a percentage of total number of shares		Shares Pledged or otherwise encumbered (VII)	As a percentage of (X)=(VII)/(IV)*100
					As a percentage of (A+B) (VI)	As a percentage of (A+B+C) (VII)		
(A)	Shareholding of Promoter and Promoters Group (I)							
1	Indian							
(a)	Individuals/ Hindu Undivided Family	8	64183016	62301989	8.15	8.15	59108792	92.09
(b)	Central Government/ State Government(s)	0	0	0	0.00	0.00	0	0.00
(c)	Bodies Corporate	8	158498155	157881055	20.12	20.12	143956662	90.83
(d)	Financial Institutions/Banks	0	0	0	0.00	0.00	0	0.00
(e)	Any Other (Specify)	0	0	0	0.00	0.00	0	0.00
	Sub-Total (A)(I)	16	222681171	22183044	28.27	28.27	203065454	91.19
2	Foreign							
(a)	Individuals (Non-Resident)							
(b)	Individuals/Foreign Individuals	4	695180	638180	0.09	0.09	0	0.00
(c)	Bodies Corporate	0	0	0	0.00	0.00	0	0.00
(d)	Institutions	0	0	0	0.00	0.00	0	0.00
(e)	Any Other (Specify)	0	0	0	0.00	0.00	0	0.00
	Sub-Total (A)(2)	4	695180	638180	0.09	0.09	0	0.00
	Total of Shareholding of Promoter and Promoter Group (A)=(A)(1)+(A)(2)	20	223376351	221821224	28.35	28.35	203065454	90.91
(B)	Public shareholding							
1	Institutions							
(a)	Mutual Funds/UTI	6	14543363	14543163	1.85	1.85	NA	NA
(b)	Financial Institutions/Banks	20	161971656	161971556	20.56	20.56	NA	NA
(c)	Central Government/ State Government(s)	0	0	0	0.00	0.00	NA	NA
(d)	Venture Capital Funds	2	14676181	14676181	1.86	1.86	NA	NA
(e)	Insurance Companies	5	37169569	37169569	4.72	4.72	NA	NA
(f)	Foreign Institutional Investors	38	154082360	154082360	19.56	19.56	NA	NA
(g)	Foreign Venture Capital Investors	0	0	0	0.00	0.00	NA	NA
(h)	Any Other (Specify)	0	0	0	0.00	0.00	NA	NA
	Sub-Total (B)(I)	71	382443149	382442849	48.55	48.55	NA	NA
2	Non-Institutions							
(a)	Bodies Corporate	1638	52510523	52494128	6.67	6.67	NA	NA
(b)	Individuals:							
	i. Individual shareholders holding nominal share-capital up to Rs.1lakh	114016	68015721	67661208	8.63	8.63	NA	NA
	ii. Individual shareholders holding nominal share-capital in excess of Rs.1 lakh	1196	48210296	48164296	6.12	6.12	NA	NA
	Any Other							
(c)	Clearing Members	290	2444976	2444976	0.31	0.31	NA	NA
	Market Maker	135	4105565	4105565	0.52	0.52	NA	NA
	Non-Resident Indians	1395	4689689	4684989	0.60	0.60	NA	NA
	Overseas Corporate Bodies	3	10000	10000	0.00	0.00	NA	NA
	Trusts	5	23700	23700	0.00	0.00	NA	NA
	HUF	846	1969303	1968703	0.25	0.25	NA	NA
	Sub-Total (B)(2)	119524	181978778	181537565	23.10	23.10	NA	NA
	Total Public Shareholding (B)=(B)(1)+(B)(2)	119595	564421927	56390414	71.65	71.65	NA	NA
(C)	Shares held by Custodians and against which Depository Receipts have been issued	119615	787798278	785801638	100.00	100.00	NA	NA
	GRAND TOTAL (A)+(B)+(C)							
		119615	787798278	785801638	100.00	100.00	NA	NA


For Alok Industries Limited

 Director / Authorised Signatory

(1)(b) Statement showing Shareholding of persons belonging to the category "Promoter and Promoter Group"

Sr no	Name of the shareholder	Number of shares held		As a % of grand total (A+B+C) (IV)	Shares pledged or otherwise encumbered		As a % of grand total (A)+(B)+(C) of sub-clause 1(a) (VII)
		(III) Number	(II) As a % of grand total (A+B+C)		(V) Number	(VI) As a percentage (VI)=(V)/(III)*100	
1	Ashok B. Jivrajka	20046734	2.54	17346734	86.53	2.86	
2	Dilip B. Jivrajka	20283108	2.57	18431873	90.87	3.04	
3	Surendra B. Jivrajka	21071001	2.67	21071001	100.00	3.48	
4	Chandrakumar Bhuba	307255	0.04	58600	19.07	0.01	
5	Chandrasekar A. Jivrajka	482003	0.06	480466	99.68	0.08	
6	Pramila D. Jivrajka	1203425	0.15	1202193	99.90	0.20	
7	Geeta S. Jivrajka	415525	0.05	415525	100.00	0.07	
8	Narabada B. Jivrajka	375972	0.05	102400	27.38	0.02	
9	Jayshree Jivrajka	319090	0.04	0	0.00	0.00	
10	Vinod Jivrajka	319090	0.04	0	0.00	0.00	
11	Santosh Jivrajka	28500	0.00	0	0.00	0.00	
12	Kiran Jivrajka	28500	0.00	0	0.00	0.00	
13	Nirvan Holdings Private Limited	11379501	1.44	11379501	100.00	1.88	
14	Niraj Realtors & Shares Private Limited	59842184	7.60	56824584	94.96	9.38	
15	Jivrajka Investment Private Limited	7231991	0.92	7231891	100.00	1.19	
16	Ashok Realtors Private Limited	957792	0.12	957792	100.00	0.16	
17	Alok Knit Exports Limited	8782668	1.11	8782668	100.00	1.45	
18	Grabal Alok Impex Limited	17559382	2.23	17559382	100.00	2.90	
19	Jivrajka Associates Private Limited	34168567	4.34	23434774	68.59	3.87	
20	Alok Finance Private Limited	18576470	2.36	17786470	95.75	2.94	
	TOTAL	222376551	28.35	203065454	90.91	33.53	

(1)(c) Statement showing Shareholding of persons belonging to the category "Public" and holding more than 1% of the total number of shares.

Sr no	Name of the shareholder	Number of shares	Shares as a percentage of total number of shares (i.e., Grand Total (A)+(B)+(C) indicated in Statement at para 1(a) above)
1	Caledonia Investments PLC	51925714	6.59
2	Caledonia Investments PLC (FDI)	45184554	5.74
3	Life Insurance Corporation of India	26384136	3.35
4	Axis Bank Limited	21652923	2.75
5	ICICI Bank Limited	21594073	2.74
6	State Bank of India	21440923	2.72
7	IDBI Bank Limited	21440823	2.72
8	IFCI Limited	21440823	2.72
9	Sloane Robinson LLP A/C SR Global (Mauritius) Limited (Class B-Asia)	15821592	2.01
10	IL&FS Trust Company Limited A/C IL&FS Private Equity Trust -Leverage India Fund	12602457	1.60
11	The Jammu & Kashmir Bank Limited	10720412	1.36
12	CLSA (Mauritius) Limited	10460002	1.33
13	Suridarum BNP Paribas Mutual Fund	8890732	1.13
14	Bank of Baroda	8576529	1.09
15	Punjab National Bank	8576529	1.09
16	Syndicate Bank	8576529	1.09
	TOTAL	315213951	40.01

For Alok Industries Limited

 Director / Authorised Signatory

(I)(d) Statement showing details of locked-in-shares

Sr no	Name of the shareholder	Category of Shareholders (Promoters/Public)	Number of locked-shares	Locked-in shares as a percentage of total number shares (i.e., Grand Total (A)+(B)+(C) indicated in Statement at para (I)(a) above)
1	Jiwrajka Associates Private Limited	Promoter	10733793	1.36
	TOTAL		10733793	1.36

(II)(a) Statement showing details of Depository Receipts (DRs)

Sr no	Type of outstanding DR (ADRs, GDRs, SDRs, etc.)	Number of outstanding DRs	Number of shares underlying outstanding DRs	Shares underlying outstanding DRs as a percentage of total number of shares (i.e., Grand Total (A)+(B)+(C) indicated in Statement at para (I)(a) above)
		Nil	Nil	Nil
		Nil	Nil	Nil
	TOTAL	Nil	Nil	Nil

(II)(b) Statement showing Holding of Depository Receipts (DRs), where underlying shares are in excess of 1% of the total number of shares

Sr no	Name of the DR holder	Type of outstanding DR (ADRs, GDRs, SDRs, etc)	Number of shares underlying outstanding DRs	Shares underlying outstanding DRs as a percentage of total number of shares (i.e., Grand Total (A)+(B)+(C) indicated in Statement at para (I)(a) above)
		Nil	Nil	Nil
		Nil	Nil	Nil
	TOTAL	Nil	Nil	Nil

For Alok Industries Limited


Director / Authorised Signatory