

Statement Showing Shareholding Pattern (PRE)

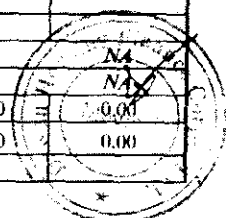
Name of the Company : Dewan Housing Finance Corporation Limited

Script Code : BSE - 511072, NSE- DEWANHOUS

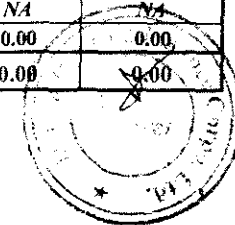
PRE QIP ISSUE

As of 28.05.2010

Category code	Category of Shareholder	Number of Shareholders	Total number of shares	Number of shares held in dematerialized form	Total shareholding as a percentage of total number of shares		Shares Pledged or otherwise encumbered	
					As a percentage of (A+B) ¹	As a percentage of (A+B+C)	Number of shares	As a percentage (IX)=(VIII)/(IV)*100
(I)	(II)	(III)	(IV)	(V)	(VI)	(VII)	(VIII)	(IX)
(A)	Shareholding of Promoter and Promoter Group²							
1	Indian							
(a)	Individuals/ Hindu Undivided Family	5	28668591	28668591	34.93	34.93	0.00	0.00
(b)	Central Government/ State Government(s)							
(c)	Bodies Corporate	1	8590099	8590099	10.47	10.47	0.00	0.00
(d)	Financial Institutions/ Banks							
(e)	Any Others(Specify)							
(e-i)								
(e-ii)								
	Sub Total(A)(1)	6	37258690	37258690	45.40	45.40	0.00	0.00
2	Foreign							
a	Individuals (Non-Residents Individuals/ Foreign Individuals)							
b	Bodies Corporate							
c	Institutions							
d	Any Others(Specify)							
d-i								
d-ii								
	Sub Total(A)(2)	0	0	0	0.00	0.00	0.00	0.00
	Total Shareholding of Promoter and Promoter Group (A)= (A)(1)+(A)(2)	6	37258690	37258690	45.40	45.40	0.00	0.00
(B)	Public shareholding						NA	NA
1	Institutions						NA	NA
(a)	Mutual Funds/ Ull	14	1865749	1846249	2.27	2.27	0.00	0.00
(b)	Financial Institutions Banks	4	742514	742314	0.90	0.90	0.00	0.00
(c)	Central Government/ State Government(s)							



Category code	Category of Shareholder	Number of Shareholders	Total number of shares	Number of shares held in dematerialized form	Total shareholding as a percentage of total number of shares		Shares Pledged or otherwise encumbered	
					As a percentage of (A+B) ¹	As a percentage of (A+B+C)	Number of shares	As a percentage
(d)	Venture Capital Funds							
(e)	Insurance Companies							
(f)	Foreign Institutional Investors	45	18793410	18793410	22.90	22.90	0.00	0.00
(g)	Foreign Venture Capital Investors							
(h)	Any Other (specify)							
(h-i)	Foreign Institutional Investors (FDI)	1	7065456	7065456	8.61	8.61	0.00	0.00
(h-ii)								
	Sub-Total (B)(1)	64	28467129	28447429	34.69	34.69	0.00	0.00
B 2	Non-institutions						<i>NA</i>	<i>NA</i>
(a)	Bodies Corporate	370	9985712	9982731	12.17	12.17	0.00	0.00
(b)	Individuals							
I	Individuals -i. Individual shareholders holding nominal share capital up to Rs 1 lakh	13752	2932370	2170778	3.57	3.57	0.00	0.00
II	ii. Individual shareholders holding nominal share capital in excess of Rs. 1 lakh.	38	3102885	3056885	3.78	3.78	0.00	0.00
(c)	Any Other (Clearing Member)	208	271493	271493	0.33	0.33	0.00	0.00
(c-iii)	Foreign Nationals							
(c-iv)	Non Resident Indians (REPAT)	86	36727	36727	0.04	0.04	0.00	0.00
(c-v)	Non Resident Indians (NON REPAT)	22	9268	9118	0.01	0.01	0.00	0.00
(c-vi)	Trust							
	Sub-Total (B)(2)	14476	16338455	15527732	19.91	19.91	0.00	0.00
(B)	Total Public Shareholding (B)= (B)(1)+(B)(2)	14540	44805584	43975161	54.60	54.60	0.00	0.00
	TOTAL (A)+(B)	14546	82064274	81233851	100.00	100.00	0.00	0.00
(C)	Shares held by Custodians and against which Depository Receipts have been issued	0	0	0	0.00	0.00	<i>NA</i>	<i>NA</i>
	Sub-Total (C)	0	0	-	0.00	0.00	0.00	0.00
	GRAND TOTAL (A)+(B)+(C)	14546	82064274	81233851	100.00	100.00	0.00	0.00



(I)(b) Statement showing Shareholding of persons belonging to the category
"Promoter and Promoter Group"

28.05.2010

Sr. No.	Name of the shareholder	Total shares held		Shares pledged or otherwise encumbered		
		Number	As a % of grand total (A)+(B)+©	Number	As a percentage	As a % of grand total (A)+(B)+© of sub-clause (I)(a)(VII)
(I)	(II)	(III)	(IV)	(V)	(VI)=(V)/(III)* 100	(VII)
	<u>"Promoter and Promoter Group"</u>					
1	Shri Kapil Wadhawan	9936087	12.11	0.00	0.00	0.00
2	Shri Dheeraj Wadhawan	9308998	11.34	0.00	0.00	0.00
3	Smt Aruna Wadhawan	5932737	7.23	0.00	0.00	0.00
4	Smt Damyanti Rani Wadhawan	2340769	2.85	0.00	0.00	0.00
5	Smt Pooja D Wadhawan	1150000	1.40	0.00	0.00	0.00
6	M/s Wadhawan Holdings Pvt Ltd	8590099	10.47	0.00	0.00	0.00
	GR. TOTAL	37258690	45.40	0.00		0.00

**(I)(c) Statement showing Shareholding of persons belonging to the category
“Public” and holding more than 1% of the total number of shares**

28.05.2010

Sr. No.	Name of the shareholder	Number of shares	Shares as a percentage of total number of shares {i.e., Grand Total (A)+(B)+(C) indicated in Statement at para (I)(a) above}
1	CALEDONIA INVESTMENTS PLC (FDI)	7065456	8.61
2	ASIABRIDGE FUND I, LLC	2767850	3.37
3	HEMISPHERE INFRASTRUCTURE INDIA PVT LIMITED	2300000	2.80
4	KUROTO FUND LP	2175883	2.65
5	CALEDONIA INVESTMENTS PLC	1952467	2.38
6	SAPPHIRE LAND DEVELOPMENT PRIVATE LIMITED	1952425	2.38
7	GALAXY INFRAPROJECTS AND DEVELOPERS PVT LTD	1933596	2.36
8	SMT MALTI WADHAWAN	1827710	2.23
9	AWAS DEVELOPERS & CONSTRUCTION PVT LTD.	1320000	1.61
10	MIRAE ASSET INVESTMENT MANAGEMENT CO LTD	1183260	1.44
11	CITIGROUP GLOBAL MARKETS MAURITIUS PRIVATE LTD.	1093470	1.33
12	EMERGING MARKETS MANAGEMENT, LLC	1070003	1.30
13	IDFC SMALL AND MIDCAP EQUITY (SME) FUND	865000	1.05
	TOTAL	27507120	33.52

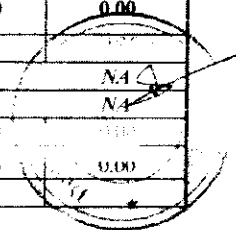
(I)(d) Statement showing details of locked-in shares

28.05.2010

Sr. No.	Name of the shareholder	Category of Shareholders (Promoters/ Public)	Number of locked-in shares	Locked-in shares as a percentage of total number of shares {i.e., Grand Total (A)+(B)+(C) indicated in Statement at para (I)(a) above}
1	Shri Kapil Wadhawan	Promoters	1000000	1.22
2	Shri Dhceeraj Wadhawan	Promoters	1000000	1.22
3	Smt Aruna Wadhawan	Promoter Group (PAC)	1000000	1.22
4	Smt Pooja D Wadhawan	Promoter Group (PAC)	150000	0.18
5	M/s. Wadhawan Holdings Pvt. Ltd.	Promoter Group (PAC)	2200000	2.68
6	CALEDONIA INVESTMENTS PLC	FII's	7065456	8.61
7	CALEDONIA INVESTMENTS PLC (FDI)	FII's	1952467	2.38
TOTAL			14367923	17.51

Statement Showing Shareholding Pattern

Name of the Company :		Dewan Housing Finance Corporation Limited			A0:7			
Scrip Code :		BSE - 511072, NSE- DEWANHOUS			POST QIP ISSUE		Post as of 02.06.2010	
Category code	Category of Shareholder	Number of Shareholders	Total number of shares	Number of shares held in dematerialized form	Total shareholding as a percentage of total number of shares		Shares Pledged or otherwise encumbered	
					As a percentage of (A+B) ¹	As a percentage of (A+B+C)	Number of shares	As a percentage (IX)=(VIII)/(IV)*100
(I)	(II)	(III)	(IV)	(V)	(VI)	(VII)	(VIII)	(IX)=(VIII)/(IV)*100
(A)	Shareholding of Promoter and Promoter Group²							
1	Indian							
(a)	Individuals/ Hindu Undivided Family	5	28668591	28668591	28.98	28.98	0.00	0.00
(b)	Central Government/ State Government(s)							
(c)	Bodies Corporate	1	8590099	8590099	8.68	8.68	0.00	0.00
(d)	Financial Institutions/ Banks							
(e)	Any Others(Specify)							
(e-i)								
(e-ii)								
	Sub Total(A)(1)	6	37258690	37258690	37.66	37.66	0.00	0.00
2	Foreign							
a	Individuals (Non-Residents Individuals/ Foreign Individuals)							
b	Bodies Corporate							
c	Institutions							
d	Any Others(Specify)							
d-i								
d-ii								
	Sub Total(A)(2)	0	0	0	0.00	0.00	0.00	0.00
	Total Shareholding of Promoter and Promoter Group (A)= (A)(1)+(A)(2)	6	37258690	37258690	37.66	37.66	0.00	0.00
(B)	Public shareholding						NA	NA
1	Institutions						NA	NA
(a)	Stock Exchanges							
(b)	Foreign Institutional Investors (FIIs)							
(c)	Central Government/ State Government(s)						0.00	0.00



Category code	Category of Shareholder	Number of Shareholders	Total number of shares	Number of shares held in dematerialized form	Total shareholding as a percentage of total number of shares		Shares Pledged or otherwise encumbered	
					As a percentage of (A+B) ¹	As a percentage of (A+B+C)	Number of shares	As a percentage
(d)	Venture Capital Funds							
(e)	Insurance Companies	1	337382	337382		0.34		
(f)	Foreign Institutional Investors	63	33885742	33885742		34.25	0.00	0.00
(g)	Foreign Venture Capital Investors							
(h)	Any Other (specify)							
(h-i)	Foreign Institutional Investors (FDI)	1	7065456	7065456	7.14	7.14	0.00	0.00
(h-ii)								
	Sub-Total (B)(1)	87	45336224	43877143	45.83	45.83	0.00	0.00
B 2	Non-institutions						<i>N/A</i>	<i>N/A</i>
(a)	Bodies Corporate	370	9985712	9982731	10.09	10.09	0.00	0.00
(b)	Individuals							
I	i. Individual shareholders holding nominal share capital up to Rs 1 lakh	13752	2932370	2170778	2.96	2.96	0.00	0.00
II	ii. Individual shareholders holding nominal share capital in excess of Rs. 1 lakh.	38	3102885	3056885	3.14	3.14	0.00	0.00
(c)	Any Other (Clearing Member)	208	271493	271493	0.27	0.27	0.00	0.00
(c-iii)	Foreign Nationals							
(c-iv)	Non Resident Indians (REPAT)	86	36727	36727	0.04	0.04	0.00	0.00
(c-v)	Non Resident Indians (NON REPAT)	22	9268	9118	0.01	0.01	0.00	0.00
(c-vi)	Trust							
	Sub-Total (B)(2)	14476	16338455	15527732	16.51	16.51	0.00	0.00
(B)	Total Public Shareholding (B)=(B)(1)+(B)(2)	14563	61674679	59404875	62.34	62.34	0.00	0.00
	TOTAL (A)+(B)	14569	98933369	96663565	100.00	100.00	0.00	0.00
(C)	Shares held by Custodians and against which Depository Receipts have been issued	0	0	0	0.00	0.00	<i>N/A</i>	<i>N/A</i>
	Sub-Total (C)	0	0	-	0.00	0.00	0.00	0.00
	GRAND TOTAL (A)+(B)+(C)	14569	98933369	96663565	100.00	100.00	0.00	0.00




(10b) Statement showing Shareholding of persons belonging to the category "Promoter and Promoter Group"		02.09.2020		
Sr. No.	Name of the shareholder	Total shares held		Shares pledged or otherwise encumbered
		Number	As a % of total	
(i)	(ii)	(iii)	(iv)	(v)
		(vi) (vii)	(viii)	
	"Promoter and Promoter Group"			
1	Sri Kapil Wadhawan	9936087	10.13	0.00
2	Sri Deepal Wadhawan	9308998	9.41	0.00
3	Sri Arun Wadhawan	8932737	9.00	0.00
4	Sri Padayanni Ram Wadhawan	2340769	2.37	0.00
5	Sri Pooja D Wadhawan	1150000	1.16	0.00
6	M/s Wadhawan Holdings Pvt Ltd	8890099	8.68	0.00
GRL TOTAL		77258690	37.66	0.00

**(I)(c) Statement showing Shareholding of persons belonging to the category
“Public” and holding more than 1% of the total number of shares**

02.06.2010

Sr. No.	Name of the shareholder	Number of shares	Shares as a percentage of total number of shares {i.e., Grand Total (A)+(B)+(C) indicated in Statement at para (I)(a) above}
1	STICHTING PENSIOENFONDS ABP	1,030,034	1.04
2	EMERGING MARKETS MANAGEMENT, LLC	1070003	1.08
3	CITIGROUP GLOBAL MARKETS MAURITIUS PRIVATE LTD.	1093470	1.11
4	MIRAE ASSET INVESTMENT MANAGEMENT CO LTD	1183260	1.20
5	AWAS DEVELOPERS & CONSTRUCTION PVT LTD.	1320000	1.33
6	GOVERNMENT OF SINGAPORE	1,335,000	1.35
7	SMT MALTI WADHAWAN	1827710	1.85
8	GALAXY INFRAPROJECTS AND DEVELOPERS PVT LTD	1933596	1.95
9	SAPPHIRE LAND DEVELOPMENT PRIVATE LIMITED	1952425	1.97
10	CALEDONIA INVESTMENTS PLC	1952467	1.97
11	EMERGING MARKETS MANAGEMENT, LLC A/C GRD7	2,018,734	2.04
12	EQUINOX PARTNERS L.P.	2,100,000	2.12
13	KUROTO FUND LP	2175883	2.20
14	THE MASTER TRUST BANK OF JAPAN LTD A/C HSBC INDIAN EQUITY MOTHER FUND	2,243,000	2.27
15	HEMISPHERE INFRASTRUCTURE INDIA PVT LIMITED	2300000	2.32
16	ASIABRIDGE FUND I, LLC	2767850	2.80
17	CALEDONIA INVESTMENTS PLC (FDI)	7065456	7.14
	TOTAL	35,368,888	35.75



(1)(d) Statement showing details of locked-in shares

02.06.2010

Sr. No.	Name of the shareholder	Category of Shareholders (Promoters/ Public)	Number of locked-in shares	Locked-in shares as a percentage of total number of shares {i.e., Grand Total (A)+(B)+(C) indicated in Statement at para (I)(a) above}
1	Shri Kapil Wadhawan	Promoters	1000000	1.01
2	Shri Dheeraj Wadhawan	Promoters	1000000	1.01
3	Smt Aruna Wadhawan	Promoter Group (PAC)	1000000	1.01
4	Smt Pooja D Wadhawan	Promoter Group (PAC)	150000	0.15
5	M/s. Wadhawan Holdings Pvt. Ltd.	Promoter Group (PAC)	2200000	2.22
6	CALEDONIA INVESTMENTS PLC	FII's	7065456	7.14
7	CALEDONIA INVESTMENTS PLC (FDI)	FII's	1952467	1.97
TOTAL			14367923	14.52